

# SG01M-5LENS

Concentrator lens SiC based UV photodiode  $A_{\text{virtual}} = 11,0 \text{ mm}^2$

## GENERAL FEATURES



### Properties of the SG01M-5LENS UV photodiode

- Broadband UVA+UVB+UVC, PTB reported high chip stability, **for very weak radiation**
- Radiation sensitive area  $A = 11,0 \text{ mm}^2$
- TO5 hermetically sealed metal housing with concentrator lens, 1 isolated pin and 1 case pin
- $10 \mu\text{W}/\text{cm}^2$  peak radiation results a current of approx. 140 nA

### About the material Silicon Carbide (SiC)

SiC provides the unique property of extreme radiation hardness, near-perfect visible blindness, low dark current, high speed and low noise. These features make SiC the best available material for visible blind semiconductor UV detectors. The SiC detectors can be permanently operated at up to  $170^\circ\text{C}$  ( $338^\circ\text{F}$ ). The temperature coefficient of signal (responsivity) is also low,  $< 0,1\%/K$ . Because of the low noise (dark current in the fA range), very low UV radiation intensities can be measured reliably. Please note that this device needs an appropriate amplifier (see typical circuit on page 3).

### Options

SiC photodiodes are available with seven different active chip areas from  $0,06 \text{ mm}^2$  up to  $36 \text{ mm}^2$ . Standard version is broadband UVA-UVB-UVC. Four filtered versions lead to a tighter sensitivity range. All photodiodes have a hermetically sealed metal housing (TO type), either a 5,5 mm diameter TO18 housing or a 9,2 mm TO5 housing. Further option is either a 2 pin header (1 isolated, 1 grounded) or a 3 pin header (2 isolated, 1 grounded).

## NOMENCLATURE

SG01			
Chip area	Spectral response	Housing	Special
<b>S, M, D, L, XL</b>	nothing, A, B, C or E	<b>18, 18ISO90, 18S, 5, 5ISO90</b>	nothing, Lens, MEGA, GIGA
<b>S</b> 0,06 mm <sup>2</sup>	<b>nothing = broadband</b> $\lambda_{\text{max}} = 280 \text{ nm}$ $\lambda_{\text{S10\%}} = 221 \text{ nm} \dots 358 \text{ nm}$	<b>18</b> 2-pin TO18 housing, h = 5,2 mm, 1 pin isolated, 1 pin grounded	<b>Lens</b> with concentrating lens, TO5 only
<b>M</b> 0,20 mm <sup>2</sup>	<b>A = UVA</b> $\lambda_{\text{max}} = 331 \text{ nm}$ $\lambda_{\text{S10\%}} = 309 \text{ nm} \dots 367 \text{ nm}$	<b>18ISO90</b> 3-pin TO18 housing, h = 5,2 mm, 2 pins isolated, 1 pin grounded	
<b>D</b> 0,50 mm <sup>2</sup>	<b>B = UVB</b> $\lambda_{\text{max}} = 280 \text{ nm}$ $\lambda_{\text{S10\%}} = 231 \text{ nm} \dots 309 \text{ nm}$	<b>18S</b> 2-pin TO18 housing, h = 3,7 mm, 1 pin isolated, 1 pin grounded	<b>MEGA</b> with attenuator up to $0,5 \text{ W}/\text{cm}^2$
<b>L</b> 1,00 mm <sup>2</sup>	<b>C = UVC</b> $\lambda_{\text{max}} = 275 \text{ nm}$ $\lambda_{\text{S10\%}} = 225 \text{ nm} \dots 287 \text{ nm}$	<b>5</b> 2-pin TO5 housing, h = 4,3 mm for broadband; h = 6,7 mm for filtered UVA, UVB, UVC, UVI	<b>GIGA</b> with attenuator up to $7 \text{ W}/\text{cm}^2$
<b>XL</b> 7,60 mm <sup>2</sup>	<b>E = UV-Index</b> spectral response according to CIE087	<b>5ISO90</b> 3-pin TO5 housing, h = 4,2 mm, 2 pins isolated, 1 pin grounded	

# SG01M-5LENS

Concentrator lens SiC based UV photodiode  $A_{\text{virtual}} = 11,0 \text{ mm}^2$

## SPECIFICATIONS

Parameter	Symbol	Value	Unit
<b>Spectral Characteristics</b>			
Typical Responsivity at Peak Wavelength	$S_{\text{max}}$	0,130	$\text{AW}^{-1}$
Wavelength of max. Spectral Responsivity	$\lambda_{\text{max}}$	280	nm
Responsivity Range ( $S=0,1 \cdot S_{\text{max}}$ )	–	221 ... 358	nm
Visible Blindness ( $S_{\text{max}}/S_{>405\text{nm}}$ )	VB	$> 10^{10}$	–
<b>General Characteristics (T=25°C)</b>			
Sensitive Area (chip size = 0,20 mm <sup>2</sup> )	A	11,0	mm <sup>2</sup>
Dark Current (1V reverse bias)	$I_{\text{d}}$	0,7	fA
Capacitance	C	50	pF
Short Circuit (10μW/cm <sup>2</sup> at peak)	$I_{\text{o}}$	140	nA
Temperature Coefficient	$T_{\text{c}}$	$< 0,1$	%/K
<b>Maximum Ratings</b>			
Operating Temperature	$T_{\text{opt}}$	-55 ... +170	°C
Storage Temperature	$T_{\text{stor}}$	-55 ... +170	°C
Soldering Temperature (3s)	$T_{\text{sold}}$	260	°C
Reverse Voltage	$V_{\text{Rmax}}$	20	V

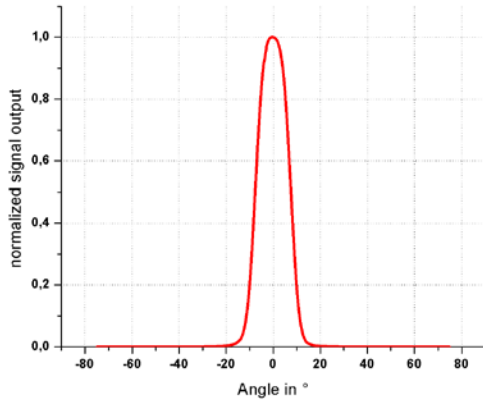
## NORMALIZED SPECTRAL RESPONSIVITY



# SG01M-5LENS

Concentrator lens SiC based UV photodiode  $A_{\text{virtual}} = 11,0 \text{ mm}^2$

## FIELD OF VIEW



Measurement Setup:

lamp aperture diameter: 10 mm  
distance lamp aperture to second aperture: 17 mm  
second aperture diameter: 10 mm  
distance second aperture to detector: 93 mm

pivot level = top surface of the photodiode window

## TYPICAL CIRCUIT



Calculations and Limits:

$$U_a = I_p \times R_f = 0 \dots \sim V_{cc}$$

$U_{a,max}$  depends on load and amplifier type

$R_f = 10k\Omega \dots \sim 10G\Omega$ ,  $C_f \geq 3pF$   
Recommendation:  $R_f \times C_f \geq 10^{-3}s$

$$I_{p,max} = U_{a,max} \div R_f$$

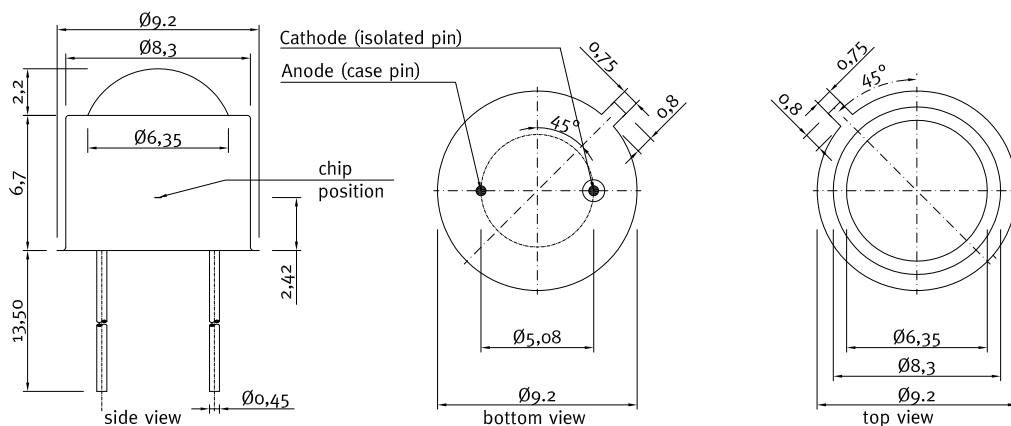
$$\text{Bandwidth} = \text{DC} \dots \frac{1}{2\pi \times R_f \times C_f}$$

Example:

$$I_p = 20nA, R_f = 100M\Omega, C_f = 100pF$$

$$U_a = 20 \times 10^{-9}A \times 100 \times 10^6\Omega = 2V$$

## DRAWINGS




# SG01M-5LENS

Concentrator lens SiC based UV photodiode  $A_{\text{virtual}} = 11,0 \text{ mm}^2$

## APPLICATION NOTE FOR PHOTODIODES

For correct reading of the photodiode the current (and NOT the voltage) must be analyzed. This requires a short circuiting of the photodiode. Usual approaches are using a **Picoamperemeter** or a **transimpedance amplifier** circuit as shown on page 3.

## UPGRADE TO A TOCON OR A PROBE



### TOCONs = UV sensors with integrated amplifier

- SiC based UV hybrid detector with amplifier (0–5V output), no additional amplifier needed, direct connection to controller, voltmeter, etc.
- Measures intensities from  $1,8 \text{ pW/cm}^2$  up to  $18 \text{ W/cm}^2$
- UV broadband, UVA, UVB, UVC or Erythema measurements



### Miniature housing with M12x1 thread for the TOCON series

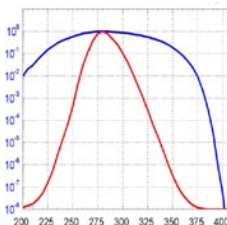
- Optional feature for all TOCON detectors
- Robust stainless steel M12x1 thread body
- Integrated sensor connector (Binder 5-Pin plug) with 2m connector cable
- Easy to mount and connect



### Industrial UV probes

- Different housings e.g. with cosine response, water pressure proof or sapphire windows
- Different electronic outputs configurable (voltage, current, USB, CAN)
- Good EMC safety for industrial applications

## CALIBRATION SERVICE



- Different NIST and PTB traceable calibrations and measurements for all sglux sensors
- Calibration of sensors for irradiation measurements
- Calibration of UV sensors on discrete wavelengths
- Determination of a specific spectral sensor responsivity